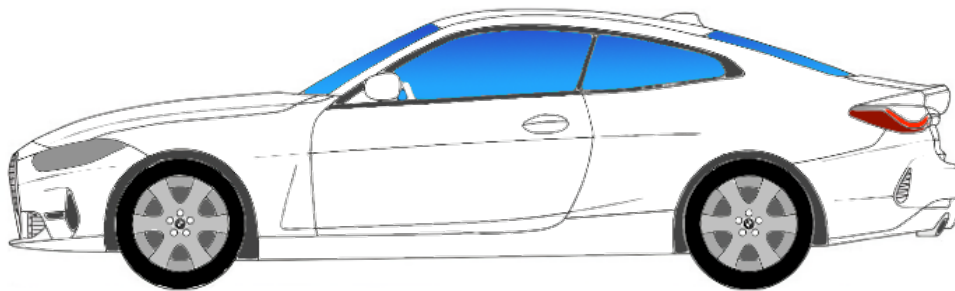


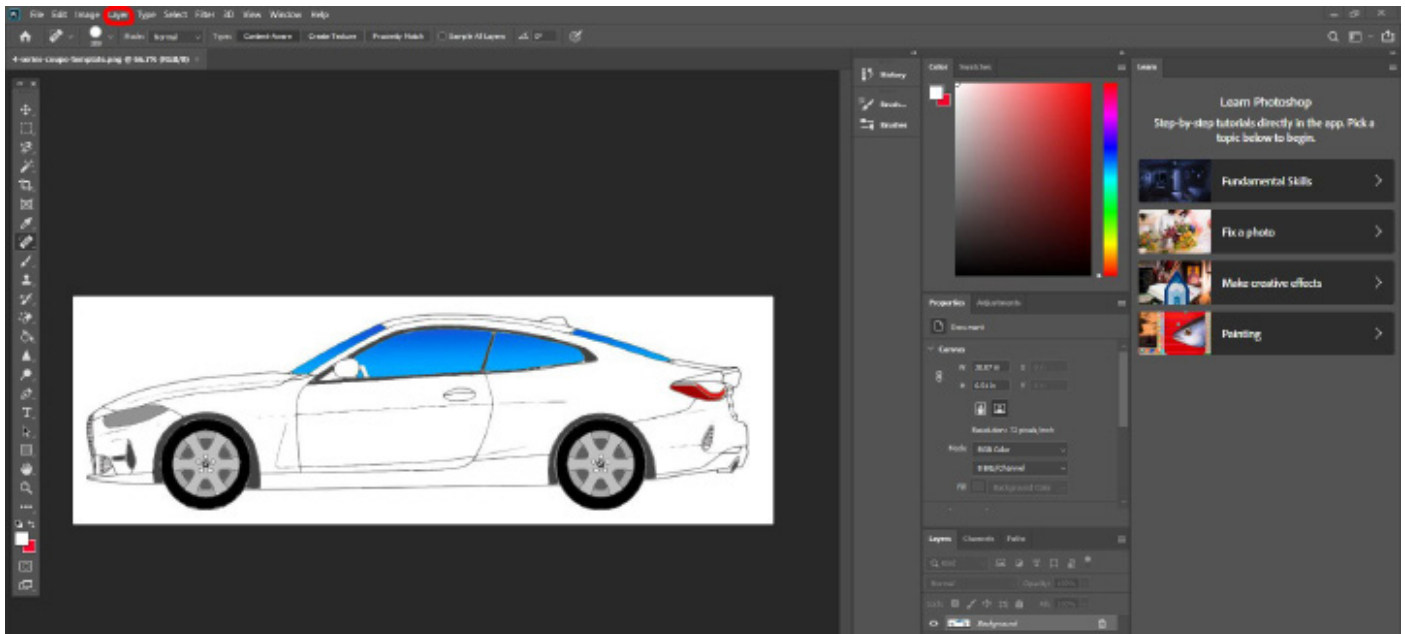
## DESIGN Canberra BMW car wrap competition 2021

How to submit your design



1. Download the car template files from

<https://www.designcanberra.com.au/bmw-2020-car-templates-design-canberra.zip>



2. Open your template of choice in Photoshop or a graphics editing program. For a free alternative, use <https://www.photopea.com>

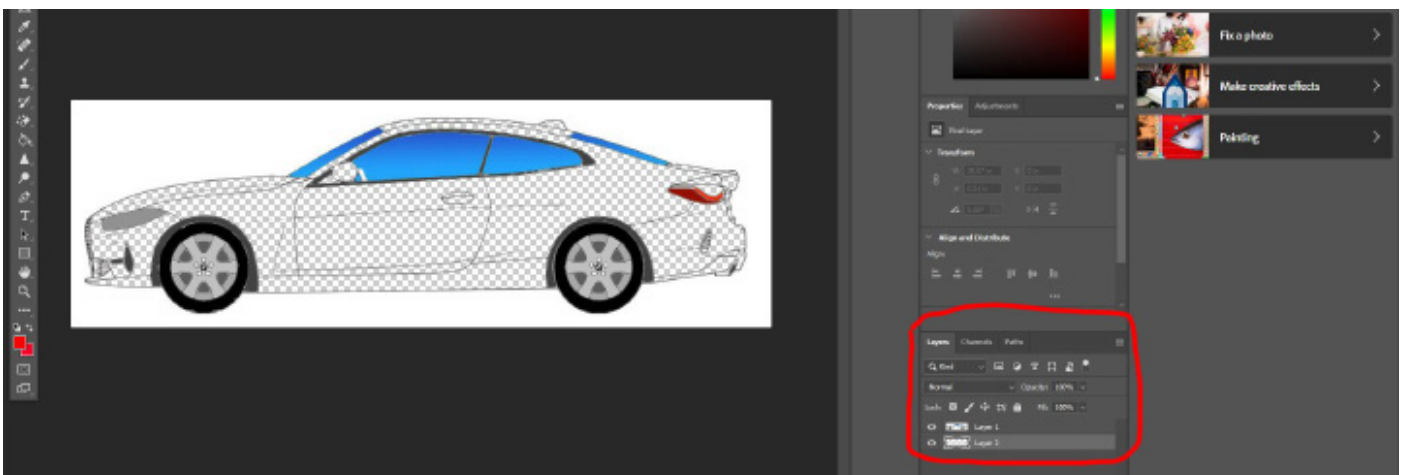
3. Click "File -> Open" and choose your car template

4. Create a new layer by choosing "Layer -> New Layer"

5. Click "Layer > Arrange > Send to Back" to move the new layer behind the car image

## DESIGN Canberra BMW car wrap competition 2021

How to submit your design



6. Copy your design image to the clipboard and paste it into Photopea by selecting "Edit > Paste"

7. Click the pattern image to move it around in the car, or use the Transform tool (under Edit) to move it around.

8. When you're happy with the design, click "File > Export As > PNG" to save your image.

9. Visit the web form to upload your design <https://craftact.submittable.com/submit/199257/2021-bmw-car-wrap-competition>

